

SINDH AGRICULTURE UNIVERSITY, TANDOJAM

No: PSO/ 14 6 7 - 69

of 2023,

Dated: -6-12-2023

To,

M/s. Reidius Technologies,
No: Office No. 06, Village Garden Society,
Bwp, Bypass Road
Multan.

Subject: LETTER OF AWARD TENDER FOR PROCUREMENT OF RESEARCH EQUIPMENT FOR PRINCIPAL INVESTIGATOR, RESEARCH PROJECT UNDER SRSP "IMPACT OF AFLATOXIN DETOXIFICATION METHOD ON SELECTED RICE VARIETIES" FOR INSTITUTE OF FOOD SCIENCES AND TECHNOLOGY, SINDH AGRICULTURE UNIVERSITY, TANDOJAM

With reference to this office NIT No: PSO/1340 - 41 and Dated:- 10-10-2023, the tender opened on 26-10-2023 at 12.30 P.M for Procurement of Equipment.

The tender opening committee evaluated all the bids in accordance with the eligibility criteria set forth in the "Tender". We would like to inform you that according to bid evaluation procedure your firm have qualified in the following;

Tender Serial No:	Name of Items	Remarks
01.	<i>Compound Biological Trinocular Digital Microscope with HDMI Camera and LCD</i>	Qualified

Note: - If required; for more clarification please refer hoisted MoM, BER, TER sheets at SPPRA/SAU website

Further you are requested to submit the following as prerequisite documents as stated in tender documents at page No. 34-35.

- Performance Security 05% as per SPPRA rule-39 of the offered bid in shape of pay Order/Bank Draft in the name of Director Finance, Sindh Agriculture University, Tandojam (Form is enclosed).
- The contract agreements on stamp paper of RS.100.00 (Rupees: One Hundred Only) by pasting stamp duties for value of Rs 3.5 on per thousand (PKRs1000) and must be signed & stamp by Oath Commissioner as notified by the Govt. of Sindh, Agriculture University, Tandojam (Sample is attached).

Note - Attached forms must be properly filled, signed and stamped by concern official.

This may please be treated as **MOST URGENT.**


Director Finance
Sindh Agriculture University
Tandojam

C.C to:-

1. The Chairman, University Purchase Committee, S.A.U, Tandojam.
2. Prof. Dr. Aijaz Hussain Soomro P.I Director Institute Food Science & Technology, S.A.U, Tandojam.



PURCHASE ORDER (P.O)
Sindh Agriculture University, Tandojam

Dated:- 11-12-2023

No: PSO/ 1493-98

/ of 2023,

M/s. Reidius Technologies,
No: Office No. 06, Village Garden
Society, Bwp, Bypass Road
Multan.

Is the supplier liable for GST withholding? YES

Is the supplier liable for WHT withholding ? YES

STN Registration Number.

NTN Number.

Mobile Number.

E: Mail.

5418453-3

+92-302-7419240

Retch.pk@gmail.com

Subject:-

TENDER FOR PROCUREMENT OF RESEARCH EQUIPMENT FOR PRINCIPAL INVESTIGATOR, RESEARCH PROJECT UNDER SRSP "IMPACT OF AFLATOXIN DETOXIFICATION METHOD ON SELECTED RICE VARIETIES" FOR INSTITUTE OF FOOD SCIENCES AND TECHNOLOGY, SINDH AGRICULTURE UNIVERSITY, TANDOJAM

With reference to subjected tender opened on 26.10.2023 the competent authority has approved the quoted offer of your firm, therefore, it is intimated for supply of "Compound Biological Trinocular Digital Microscope with HDMI Camera and LCD" as per details given below (within 45 Days) after receipt of this supply order.

Tender Serial No:	Item Descriptions	Qty	Unit Price	Total Price Inclusive Tax in PKRs
01.	<p><u>Compound Biological Trinocular Digital Microscope with HDMI Camera and LCD</u> Unique aspheric illumination system, provide bright and comfortable lighting. Excellent optical system, outstanding image quality with high resolution and definition. Comfortable operating with ergonomic design. Various colorful matching looking can provide lively environment and happy mood. Back handle and observing hole convenient for carry and operation, Infinite Optical System, Seidentopf Trinocular Viewing Head, Inclined at 30°, 360° Rotatable, Interpupillary 48-75mm, Light Distribution: 20:80 (eyepiece: trinocular tube), Eyepiece WF10×/20mm, Infinite Achromatic Objective E-Plan 4×, 10×, 40× (S), 100× (Oil) (S) Nosepiece Mechanical Stage, Size: 145×140mm, Cross Travel 76×52mm, Scale 0.1mm, Two Slide Holder, Abbe Condenser NA1.25 with Iris Diaphragm, Illumination 3W LED Illumination Systems, Brightness Adjustable, Backward Quadruple Nosepiece Focusing Coaxial Coarse & Fine Focusing knobs, Travel Range: 26mm, Scale:2um, Stage Double Layers, HDMI Camera Image Sensor CMOS, Sensor Size 1/2.5", Video Resolution 1920 × 1080, Image Resolution 2592 × 1944, Frame Rate 1920 × 1080 15fps via USB2.0, 1920 × 1080 15fps via HDMI, Data Record SD Card (4G) Video Record 1080p 15fps @ SD Card, 1080p 15fps @ PC, Scan Mode Progressive, Display Type IPS-Pro, Brightness 320cd/m2, Static Contrast Ratio 1000:1, Input 1*HDMI Port, high performance and highly cost-effective, super reliable HD LCD camera which combines an full HD camera and a retina HD LCD screen. With the built-in software, the HD LCD and Digital Camera for LB-1270 can be controlled by a mouse to take pictures, take videos and save to SD card. Control camera with mouse from USB port, no shaking. 11.6" retina HD LCD Screen, high definition and high quality color reproduction. 5.0MP still image capture and 1080P Video Recording. Save image and video to SD card. Electronic Shutter Electronic Rolling</p>	01	Rs. 577,610.00	Rs. 577,610.00

Shutter, A/D conversion 8 bit, Color Depth 24bit Sensitivity 510mV Dynamic Range 60dB S/N ratio 40.5dB Exposure time 0.001 sec ~ 10.0 sec Exposure Auto/Manual White balance Auto Settings Gain, Gamma, Saturation, Contrast Output model 1 USB2.0 Output model 2 HDMI System Compatible Windows(32 and 64-bit), MAC OSX Optical port C- Mount Power Supply DC 12V /2A, Screen Size 11.6 inch Aspect Ratio 16:09 Display Resolution 1920 × 1080, Also can be connected to PC and take picture, take video, do measurement and analyze images by PC Software Standard C-mount Interface for different microscopes. Model No. LB-1270 LABOMED USA <i>Preferably made in USA</i>			
---	--	--	--

Total Gross	Five Hundred Seventy Seven Thousand Six Hundred Ten Only	Rs. 577,610.00
--------------------	---	-----------------------

- The Terms and Conditions are same as described in bidding documents

CHECKED BY: PURCHASE AND STORE OFFICER	DIRECTOR FINANCE AUTHORIZATION:
--	---------------------------------

*Purchase & Store Officer
Sindh Agriculture University
TANDO JAM.*

*DIRECTOR, FINANCE
Sindh Agriculture University
Tando Jam*

C.C to:-

1. The Chairman, University Purchase Committee, S.A.U, Tandojam.
2. Prof. Dr. Aijaz Hussain Soomro P.I Director Institute Food Science & Technology, S.A.U, Tandojam.
3. The Chief Accountant, S.A.U, Tandojam.
4. The Resident Auditor, S.A.U, Tandojam.
5. The Budget Officer, S.A.U, Tandojam

SINDH PUBLIC PROCUREMENT REGULATORY AUTHORITY

CONTRACT EVALUATION FORM

TO BE FILLED IN BY ALL PROCURING AGENCIES FOR PUBLIC CONTRACTS OF WORKS, SERVICES & GOODS

- Sindh Agriculture University Tandojam
- 1) NAME OF THE ORGANIZATION / DEPTT. Autonomous body
 - 2) PROVINCIAL / LOCAL GOVT. / OTHER Financial Year 2023-2024
 - 3) TITLE OF CONTRACT NIT No: PSO/1340 - 41 and Dated:- 26-10-2023
 - 4) TENDER NUMBER SPPPA Web Serial No # T00616-23-0005
 - 5) BRIEF DESCRIPTION OF CONTRACT TENDER FOR PROCUREMENT OF RESEARCH EQUIPMENT FOR PRINCIPAL INVESTIGATOR RESEARCH
 - 6) FORUM THAT APPROVED THE SCHEME Vice Chancellor
 - 7) TENDER ESTIMATED VALUE 0.5776 Million
 - 8) ENGINEER'S ESTIMATE (For civil works only) N/A
 - 9) ESTIMATED COMPLETION PERIOD (AS PER CONTRACT) 2023-2024
 - 10) TENDER OPENED ON (DATE & TIME) 26.10.2023 at 12-30P.M
 - 11) NUMBER OF TENDER DOCUMENTS SOLD (Attach list of buyers) 03
 - 12) NUMBER OF BIDS RECEIVED 03
 - 13) NUMBER OF BIDDERS PRESENT AT THE TIME OF OPENING OF BIDS 03
 - 14) BID EVALUATION REPORT (Enclose a copy) Attached BER
 - 15) NAME AND ADDRESS OF THE SUCCESSFUL BIDDER M/s. Reidius Technology, Multan
 - 16) CONTRACT AWARD PRICE Rs. 577,610.00
 - 17) RANKING OF SUCCESSFUL BIDDER IN EVALUATION REPORT (i.e. 1st, 2nd, 3rd EVALUATION BID). M/s. Reidius Technology, Multan

18) METHOD OF PROCUREMENT USED :- (Tick one)

- | | | | |
|----|--|------------|--|
| a) | SINGLE STAGE – ONE ENVELOPE PROCEDURE | <u>Yes</u> | <input type="checkbox"/> Domestic/ Local |
| b) | SINGLE STAGE – TWO ENVELOPE PROCEDURE | <u>No</u> | <input type="checkbox"/> |
| c) | TWO STAGE BIDDING PROCEDURE | <u>No</u> | <input type="checkbox"/> |
| d) | TWO STAGE – TWO ENVELOPE BIDDING PROCEDURE | <u>No</u> | <input type="checkbox"/> |

PLEASE SPECIFY IF ANY OTHER METHOD OF PROCUREMENT WAS ADOPTED i.e. EMERGENCY, DIRECT CONTRACTING ETC. WITH BRIEF REASONS:

Vice Chancellor,
Sindh Agriculture University, TandoJam

19) APPROVING AUTHORITY FOR AWARD OF CONTRACT _____

20) WHETHER THE PROCUREMENT WAS INCLUDED IN ANNUAL PROCUREMENT PLAN?

Yes	<input checked="" type="checkbox"/>	No	<input type="checkbox"/>
-----	-------------------------------------	----	--------------------------

21) ADVERTISEMENT :

i) SPPRA Website
(If yes, give date and SPPRA Identification No.)

Yes	NIT No: PSO/1340 - 41 and Dated:- 26-10-2023 SPPRA Web Serial No. # T00616-23-0005
No	

ii) News Papers
(If yes, give names of newspapers and dates)

Yes	
No	No

22) NATURE OF CONTRACT

Domestic/ Local	<input type="checkbox"/>	Int.	<input type="checkbox"/>
--------------------	--------------------------	------	--------------------------

23) WHETHER QUALIFICATION CRITERIA
WAS INCLUDED IN BIDDING / TENDER DOCUMENTS?
(If yes, enclose a copy)

Yes	<input checked="" type="checkbox"/>	No	<input type="checkbox"/>
-----	-------------------------------------	----	--------------------------

24) WHETHER BID EVALUATION CRITERIA
WAS INCLUDED IN BIDDING / TENDER DOCUMENTS?
(If yes, enclose a copy)

Yes	<input checked="" type="checkbox"/>	No	<input type="checkbox"/>
-----	-------------------------------------	----	--------------------------

25) WHETHER APPROVAL OF COMPETENT AUTHORITY WAS OBTAINED FOR USING A
METHOD OTHER THAN OPEN COMPETITIVE BIDDING?

Yes	<input checked="" type="checkbox"/>	No	<input type="checkbox"/>
-----	-------------------------------------	----	--------------------------

26) WAS BID SECURITY OBTAINED FROM ALL THE BIDDERS?

Yes	<input checked="" type="checkbox"/>	No	<input type="checkbox"/>
-----	-------------------------------------	----	--------------------------

27) WHETHER THE SUCCESSFUL BID WAS LOWEST EVALUATED
BID / BEST EVALUATED BID (in case of Consultancies)

Yes	<input type="checkbox"/>	No	<input checked="" type="checkbox"/>
-----	--------------------------	----	-------------------------------------

28) WHETHER THE SUCCESSFUL BIDDER WAS TECHNICALLY
COMPLIANT?

Yes	<input type="checkbox"/>	No	<input checked="" type="checkbox"/>
-----	--------------------------	----	-------------------------------------

29) WHETHER NAMES OF THE BIDDERS AND THEIR QUOTED PRICES WERE READ OUT AT
THE TIME OF OPENING OF BIDS?

Yes	<input checked="" type="checkbox"/>	No	<input type="checkbox"/>
-----	-------------------------------------	----	--------------------------

30) WHETHER EVALUATION REPORT GIVEN TO BIDDERS BEFORE THE AWARD OF
CONTRACT?
(Attach copy of the bid evaluation report)

Yes	<input checked="" type="checkbox"/>	No	<input type="checkbox"/>
-----	-------------------------------------	----	--------------------------

31) ANY COMPLAINTS RECEIVED
(If yes, result thereof)

Yes	
No	No

32) ANY DEVIATION FROM SPECIFICATIONS GIVEN IN THE TENDER NOTICE / DOCUMENTS
(If yes, give details)

Yes	
No	No

33) WAS THE EXTENSION MADE IN RESPONSE TIME?
(If yes, give reasons)

Yes	
No	No

34) DEVIATION FROM QUALIFICATION CRITERIA
(If yes, give detailed reasons.)

Yes	
No	No

35) WAS IT ASSURED BY THE PROCURING AGENCY THAT THE SELECTED FIRM IS NOT BLACK LISTED?

Yes	<input type="checkbox"/>	No	<input checked="" type="checkbox"/>
-----	--------------------------	----	-------------------------------------

36) WAS A VISIT MADE BY ANY OFFICER/OFFICIAL OF THE PROCURING AGENCY TO THE SUPPLIER'S PREMISES IN CONNECTION WITH THE PROCUREMENT? IF SO, DETAILS TO BE ASCERTAINED REGARDING FINANCING OF VISIT, IF ABROAD:
(If yes, enclose a copy)

Yes	<input type="checkbox"/>	No	<input checked="" type="checkbox"/>
-----	--------------------------	----	-------------------------------------

37) WERE PROPER SAFEGUARDS PROVIDED ON MOBILIZATION ADVANCE PAYMENT IN THE CONTRACT (BANK GUARANTEE ETC.)?

Yes	<input type="checkbox"/>	No	<input checked="" type="checkbox"/>
-----	--------------------------	----	-------------------------------------

38) SPECIAL CONDITIONS, IF ANY
(If yes, give Brief Description)

Yes	
No	

Signature & Official Stamp of
Authorized Officer


DIRECTOR FINANCE
Sindh Agriculture University
Tando Jam.

FOR OFFICE USE ONLY

SPPRA, Block. No.8, Sindh Secretariat No.4-A, Court Road, Karachi
Tele: 021-9205356; 021-9205369 & Fax: 021-9206291

Bid Evaluation Report

1. Name of Procuring Agency: Sindh Agriculture University, Tandojam.
2. Tender Reference No: NIT No: PSO/1340 - 41 and Dated:- 26-10-2023
SPPRA Web Serial No. # T00616-23-0005
Dated: 11-10-2023
3. Tender Description/Name of work/item: TENDER FOR PROCUREMENT OF RESEARCH EQUIPMENT FOR PRINCIPAL INVESTIGATOR, RESEARCH PROJECT UNDER SRSP "IMPACT OF AFLATOXIN DETOXIFICATION METHOD ON SELECTED RICE VARIETIES" FOR INSTITUTE OF FOOD SCIENCES AND TECHNOLOGY, SINDH AGRICULTURE UNIVERSITY, TANDOJAM.
4. Method of Procurement: Single Stage - One Envelop Procedure.
5. Tender Published: in Newspapers. N/A.
6. Total Bid documents Sold: 03
7. Total Bids Received: 03
8. No. of Bid technically qualified (if applicable): 01
9. Bid(s) Rejected: 02
10. Bid Opening date: 26-10-2023 at 12.30 P.M
11. Comparative Statement. Attached

The image shows four handwritten signatures in blue ink. One signature is on the left, another is a large, stylized signature in the center, a third is a smaller signature below it, and the fourth is on the right. There is also some faint, illegible text above the signature on the right.

12. Bid Evaluation Report:

Sr No:	Name of Firm or Bidder	Procurement of Equipment	Total Cost Rupees offered by the bidder	Ranking in items of Cost	Comparison With estimated cost	Reasons for acceptance / rejection	Remarks
01.	M/s. The Player's	Compound Biological Trinocular Digital Microscope with HDMI Camera and LCD	Rs. 550,000.00	1 st Lowest	N/A	Rejected	Being 2 nd Highest bid M/s. Reidius Technology, Multan is awarded as per requirement where as 1 st Lowest M/s The Player's not as per technical requirement and 3 rd Highest M/s. The World Wide Scientific Karachi quoted high cost Therefore, They are disqualified as per criteria /cos mentioned.
02.	M/s. Reidius Technology, Multan		Rs. 577,610.00	2 nd Highest		Accepted	
03.	M/s. The World Wide Scientific, Karachi		Rs. 584,000.00	3 rd Highest		Rejected	
Five Hundred Seventy Seven Thousand Six Hundred Ten Only						Total Amount Rs. 577,610.00	

Prof. Dr. Akeel Ahmed Memon
Department of Animal Breeding & Genetics
Chairman

Prof. Aijaz Hussain Soomro
Principal Investigator, SHEC-Project
Co-Opt Member

on Leave


Dr. Muhammad Yaqoob Koondhar
Assistant Professor, ITC
Member


Mr. Inam Hussain Unar
Scientific Officer
(A.R.I Tandojam) Member

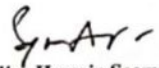
Mr. Fawaz Ashraf
Purchase & Store Officer
Member

COMPARATIVE STATEMENT TENDER FOR PROCUREMENT OF RESEARCH EQUIPMENT FOR PRINCIPAL INVESTIGATOR, RESEARCH PROJECT UNDER SRSP "IMPACT OF AFLATOXIN DETOXIFICATION METHOD ON SELECTED RICE VARIETIES" FOR INSTITUTE OF FOOD SCIENCES AND TECHNOLOGY, SINDH AGRICULTURE UNIVERSITY, TANDOJAM

Sr. #	Description	Qty	M/s. The Player's	M/s. Reidius Technology, Multan	M/s. The World Wide Scientific, Karachi	Remarks
1	<p>Compound Biological Trinocular Digital Microscope with HDMI Camera and LCD</p> <p>Unique aspheric illumination system, provide bright and comfortable lighting. Excellent optical system, outstanding image quality with high resolution and definition. Comfortable operating with ergonomic design. Various colorful matching looking can provide lively environment and happy mood. Back handle and observing hole convenient for carry and operation. Infinite Optical System, Seidentopf Trinocular Viewing Head, Inclined at 30°, 360° Rotatable, Interpupillary 48-75mm, Light Distribution: 20/80 (eyepiece, trinocular tube), Eyepiece WF10x/20mm, Infinite Achromatic Objective E-Plan 4x, 10x, 40x (S), 100x (Oil) (S) Nosepiece Mechanical Stage, Size: 145x140mm, Cross Travel 70x52mm, Scale 0.1mm, Two Slide Holder, Abbe Condenser NA1.25 with Iris Diaphragm, Illumination 3W LED Illumination Systems, Brightness Adjustable, Backward Quadruple Nosepiece Focusing Coaxial Coarse & Fine Focusing knobs, Travel Range: 20mm, Scale 2mm, Stage Double Layers, HDMI Camera Image Sensor CMOS, Sensor Size 1/2.5", Video Resolution 1920 x 1080, Image Resolution 2592 x 1944, Frame Rate 1920 x 1080 15fps via USB2.0, 1920 x 1080 15fps via HDMI, Data Record SD Card (4G) Video Record 1080p 15fps @ SD Card, 1080p 15fps @ PC, Scan Mode Progressive, Display Type IPS-Pro, Brightness 320cd/m², Static Contrast Ratio 1000:1, Input 1*HDMI Port, high performance and highly cost-effective, super reliable HD LCD camera which combines an full HD camera and a retina HD LCD screen. With the built-in software, the HD LCD and Digital Camera for LB-1270 can be controlled by a mouse to take pictures, take videos and save to SD card. Control camera with mouse from USB port, no shaking. 11.6" retina HD LCD Screen, high definition and high quality color reproduction. 5 OMP still image capture and 1080P Video Recording. Save image and video to SD card. Electronic Shutter Electronic Rolling Shutter, A/D conversion 8 bit, Color Depth 24bit Sensitivity 510mV Dynamic Range 60dB S/N ratio 40.5dB Exposure time 0.001 sec - 10.0 sec Exposure Auto/Manual White balance Auto Settings Gain, Gamma, Saturation, Contrast Output model 1 USB2.0 Output model 2 HDMI System Compatible Windows(32 and 64-bit), MAC OSX Optical port C- Mount Power Supply DC 12V /2A, Screen Size 11.6 inch Aspect Ratio 16:9 Display Resolution 1920 x 1080, Also can be connected to PC and take picture, take video, do measurement and analyze images by PC Software Standard C-mount Interface for different microscopes.</p>	01 No.	550,000.00	577,610.00	584,000.00	<p><u>Awarded to 2nd Highest M/s. Reidius Technology, Multan</u> where as 1st Lowest M/s. The Player's not as per technical requirement and 3rd Highest M/s. The World Wide Scientific, Karachi quoted high cost. Therefore, They are disqualified as per criteria /cost mentioned.</p>
Total Price			577,610.00	-	-	-
(Rupees Five Hundred Seventy Seven Thousand Six Hundred Ten) Only) (Total Amount Rs. 577,610.00						


Prof. Dr. Akeel Ahmed Memon
 Department of Animal Reproduction
 Chairman


Mr. Inam Hussain Unar
 Scientific Officer
 (A.R.I Tandojam) Member


Prof. Aijaz Hussain Soomro
 Principal Investigator, SHEC-Project
 Co- Opt Member

on leave
Dr. Muhammad Yaqoob Koonthar
 Assistant Professor, ITC
 Member


Mr. Fawaz Ashraf
 Purchase & Store Officer
 Member

MINUTES OF BID OPENING MEETING

The meeting of the University Purchase Committee, Sindh Agriculture University, was held on **26.10.2023 at 12.30 P.M** for the opening of bids received in respect for sealed tender for procurement of equipment for Principal Investigator, Research Project Under SRSP "Impact of aflatoxin detoxification method on selected rice varieties" for Institute of Food Sciences and Technology, Sindh Agriculture University, Tandojam. The meeting was attended by all members of the purchase committee and representative of bidders (**Attendance sheet is enclosed**).


The following suppliers participated and submitted their bids accordingly.

1. M/s. The Player's, Hyderabad
2. M/s. Reidius Technology, Multan
3. M/s. The Worldwide Scientific, Karachi

The bids were opened at 12.30 P.M in presence of above mentioned participants and rates quoted by bidders were read aloud and encircled by Chairman of the purchase committee (UPC). All the members of the procurement committee signed each and every page of bid. The bids did not contain any over-writing or cutting. Following is the details of bids announced:

Sr.#	Description	Qty	M/s. The Player's, Hyderabad	M/s. Reidius Technology, Multan	M/s. The World Wide Scientific, Karachi	Remarks
01.	Compound Biological Trinocular Digital Microscope with HDMI Camera and LCD	01 No.	Rs. 550,000.00	Rs. 577,610.00	Rs. 584,000.00	<u>Being 2nd Highest bid, M/s. Reidius Technology, Multan</u> is awarded as per requirement where as 1st Lowest M/s. The Player's is not as per technical requirement and 3rd Highest M/s. The World Wide Scientific, Karachi quoted highest cost. Therefore, they are disqualified as per criteria /cost mentioned.
Total Amount				Rs. 577,610.00		
Five Hundred Seventy Seven Thousand Six Hundred Ten Only Total Amount Rs. 577,610.00						

The committee shall examine all the bids as per the qualification/ eligibility criteria provided in the bidding documents, arithmetical checks and verify the documents and bid security submitted by the bidder. The Committee after detailed discussions and deliberations passed the following resolution.



Resolution:


“Further It was resolved that, M/s. Reidius Technology, Multan may be selected amounting to Rs. 577,610.00 (Five Hundred Seventy Seven Thousand Six Hundred Ten Only), since it fulfills the required criteria as set-forth in tender document. Further, it was resolved that, M/s. The Player's, Hyderabad and M/s. The World Wide Scientific, Karachi is rejected by the university purchase committee due to old and outdated model”. Committee recommended that M/s. Reidius Technology, Multan may be issued the purchase order and sanction order as tabulated above.

The received call deposits/Earnest money from different firms may be refunded except the lowest / highest bidders”.

The meeting ended with the vote of thanks from and to the chair.



Prof. Dr. Akeel Ahmed Memon
Department of Animal Breeding & Genetics
Chairman




Prof. Aijaz Hussain Soomro
Principal Investigator, SHEC-Project
Co-Opt Member



Mr. Inam Hussain Unar
Scientific Officer
(A.R.LTandojam) Member

opt/leave

Dr. Muhammad Yaqoob Koondhar
Assistant Professor, ITC
Member



Mr. Fawaz Ashraf
Purchase & Store Officer
Member

Director Finance
In Ward 4235
Dated 27/11/22
SAU, Tandojam