

Bid Evaluation Report

1. Name of Procuring Agency: Sindh Agriculture University, Tandojam.
2. Tender Reference No: NIT No: PSO/1340 - 41 and Dated:- 26-10-2023
SPPRA Web Serial No. # T00616-23-0005
Dated: 11-10-2023
3. Tender Description/Name of work/item: TENDER FOR PROCUREMENT OF RESEARCH EQUIPMENT FOR PRINCIPAL INVESTIGATOR, RESEARCH PROJECT UNDER SRSP "IMPACT OF AFLATOXIN DETOXIFICATION METHOD ON SELECTED RICE VARIETIES" FOR INSTITUTE OF FOOD SCIENCES AND TECHNOLOGY, SINDH AGRICULTURE UNIVERSITY, TANDOJAM.
4. Method of Procurement: Single Stage - One Envelop Procedure.
5. Tender Published: in Newspapers. N/A.
6. Total Bid documents Sold: 03
7. Total Bids Received: 03
8. No. of Bid technically qualified (if applicable): 01
9. Bid(s) Rejected: 02
10. Bid Opening date: 26-10-2023 at 12.30 P.M
11. Comparative Statement. Attached

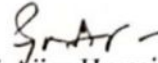
The image shows four handwritten signatures in blue ink. One signature is on the left, another is a large, stylized signature in the center-left, a third is a smaller signature in the center-right, and the fourth is a large, stylized signature on the right. There is also some faint, illegible text above the signature on the right.

12. Bid Evaluation Report:

Sr No:	Name of Firm or Bidder	Procurement of Equipment	Total Cost Rupees offered by the bidder	Ranking in items of Cost	Comparison With estimated cost	Reasons for acceptance / rejection	Remarks
01.	M/s. The Player's	Compound Biological Trinocular Digital Microscope with HDMI Camera and LCD	Rs. 550,000.00	1 st Lowest	N/A	Rejected	Being 2 nd Highest bid M/s. Reidius Technology, Multan is awarded as per requirement where as 1 st Lowest M/s The Player's not as per technical requirement and 3 rd Highest M/s. The World Wide Scientific Karachi quoted high cost Therefore, They are disqualified as per criteria /cos mentioned.
02.	M/s. Reidius Technology, Multan		Rs. 577,610.00	2 nd Highest		Accepted	
03.	M/s. The World Wide Scientific, Karachi		Rs. 584,000.00	3 rd Highest		Rejected	
Five Hundred Seventy Seven Thousand Six Hundred Ten Only						Total Amount Rs. 577,610.00	



Prof. Dr. Akeel Ahmed Memon
Department of Animal Breeding & Genetics
Chairman




Prof. Aijaz Hussain Soomro
Principal Investigator, SHEC-Project
Co-Opt Member

on Leave

Dr. Muhammad Yaqoob Koondhar
Assistant Professor, ITC
Member



Mr. Inam Hussain Unar
Scientific Officer
(A.R.I Tandojam) Member





Mr. Fawaz Ashraf
Purchase & Store Officer
Member

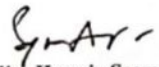
COMPARATIVE STATEMENT TENDER FOR PROCUREMENT OF RESEARCH EQUIPMENT FOR PRINCIPAL INVESTIGATOR, RESEARCH PROJECT UNDER SRSP "IMPACT OF AFLATOXIN DETOXIFICATION METHOD ON SELECTED RICE VARIETIES" FOR INSTITUTE OF FOOD SCIENCES AND TECHNOLOGY, SINDH AGRICULTURE UNIVERSITY, TANDOJAM

Sr. #	Description	Qty	M/s. The Player's	M/s. Reidius Technology, Multan	M/s. The World Wide Scientific, Karachi	Remarks
1	<p>Compound Biological Trinocular Digital Microscope with HDMI Camera and LCD</p> <p>Unique aspheric illumination system, provide bright and comfortable lighting. Excellent optical system, outstanding image quality with high resolution and definition. Comfortable operating with ergonomic design. Various colorful matching looking can provide lively environment and happy mood. Back handle and observing hole convenient for carry and operation. Infinite Optical System, Seidentopf Trinocular Viewing Head, Inclined at 30°, 360° Rotatable, Interpupillary 48-75mm, Light Distribution: 20/80 (eyepiece, trinocular tube), Eyepiece WF10x/20mm, Infinite Achromatic Objective E-Plan 4x, 10x, 40x (S), 100x (Oil) (S) Nosepiece Mechanical Stage, Size: 145x140mm, Cross Travel 70x52mm, Scale 0.1mm, Two Slide Holder, Abbe Condenser NA1.25 with Iris Diaphragm, Illumination 3W LED Illumination Systems, Brightness Adjustable, Backward Quadruple Nosepiece Focusing Coaxial Coarse & Fine Focusing knobs, Travel Range: 20mm, Scale 2mm, Stage Double Layers, HDMI Camera Image Sensor CMOS, Sensor Size 1/2.5", Video Resolution 1920 x 1080, Image Resolution 2592 x 1944, Frame Rate 1920 x 1080 15fps via USB2.0, 1920 x 1080 15fps via HDMI, Data Record SD Card (4G) Video Record 1080p 15fps @ SD Card, 1080p 15fps @ PC, Scan Mode Progressive, Display Type IPS-Pro, Brightness 320cd/m², Static Contrast Ratio 1000:1, Input 1*HDMI Port, high performance and highly cost-effective, super reliable HD LCD camera which combines an full HD camera and a retina HD LCD screen. With the built-in software, the HD LCD and Digital Camera for LB-1270 can be controlled by a mouse to take pictures, take videos and save to SD card. Control camera with mouse from USB port, no shaking. 11.6" retina HD LCD Screen, high definition and high quality color reproduction. 5 OMP still image capture and 1080P Video Recording. Save image and video to SD card. Electronic Shutter Electronic Rolling Shutter, A/D conversion 8 bit, Color Depth 24bit Sensitivity 510mV Dynamic Range 60dB S/N ratio 40.5dB Exposure time 0.001 sec - 10.0 sec Exposure Auto/Manual White balance Auto Settings Gain, Gamma, Saturation, Contrast Output model 1 USB2.0 Output model 2 HDMI System Compatible Windows(32 and 64-bit), MAC OSX Optical port C- Mount Power Supply DC 12V /2A, Screen Size 11.6 inch Aspect Ratio 16:9 Display Resolution 1920 x 1080, Also can be connected to PC and take picture, take video, do measurement and analyze images by PC Software Standard C-mount Interface for different microscopes.</p>	01 No.	550,000.00	577,610.00	584,000.00	<p><u>Awarded to 2nd Highest M/s. Reidius Technology, Multan</u> where as 1st Lowest M/s. The Player's not as per technical requirement and 3rd Highest M/s. The World Wide Scientific, Karachi quoted high cost. Therefore, They are disqualified as per criteria /cost mentioned.</p>
Total Price			577,610.00	-	-	-


(Rupees Five Hundred Seventy Seven Thousand Six Hundred Ten) Only) (Total Amount Rs. 577,610.00


Prof. Dr. Akeel Ahmed Memon
 Department of Animal Reproduction
 Chairman


Mr. Inam Hussain Unar
 Scientific Officer
 (A.R.I Tandojam) Member


Prof. Aijaz Hussain Soomro
 Principal Investigator, SHEC-Project
 Co- Opt Member

on leave
Dr. Muhammad Yaqoob Koonthar
 Assistant Professor, ITC
 Member


Mr. Fawaz Ashraf
 Purchase & Store Officer
 Member

MINUTES OF BID OPENING MEETING

The meeting of the University Purchase Committee, Sindh Agriculture University, was held on **26.10.2023 at 12.30 P.M** for the opening of bids received in respect for sealed tender for procurement of equipment for Principal Investigator, Research Project Under SRSP "Impact of aflatoxin detoxification method on selected rice varieties" for Institute of Food Sciences and Technology, Sindh Agriculture University, Tandojam. The meeting was attended by all members of the purchase committee and representative of bidders (**Attendance sheet is enclosed**).


The following suppliers participated and submitted their bids accordingly.

1. M/s. The Player's, Hyderabad
2. M/s. Reidius Technology, Multan
3. M/s. The Worldwide Scientific, Karachi

The bids were opened at 12.30 P.M in presence of above mentioned participants and rates quoted by bidders were read aloud and encircled by Chairman of the purchase committee (UPC). All the members of the procurement committee signed each and every page of bid. The bids did not contain any over-writing or cutting. Following is the details of bids announced:

Sr.#	Description	Qty	M/s. The Player's, Hyderabad	M/s. Reidius Technology, Multan	M/s. The World Wide Scientific, Karachi	Remarks
01.	Compound Biological Trinocular Digital Microscope with HDMI Camera and LCD	01 No.	Rs. 550,000.00	Rs. 577,610.00	Rs. 584,000.00	<u>Being 2nd Highest bid, M/s. Reidius Technology, Multan</u> is awarded as per requirement where as 1st Lowest M/s. The Player's is not as per technical requirement and 3rd Highest M/s. The World Wide Scientific, Karachi quoted highest cost. Therefore, they are disqualified as per criteria /cost mentioned.
Total Amount				Rs. 577,610.00		
Five Hundred Seventy Seven Thousand Six Hundred Ten Only Total Amount Rs. 577,610.00						

The committee shall examine all the bids as per the qualification/ eligibility criteria provided in the bidding documents, arithmetical checks and verify the documents and bid security submitted by the bidder. The Committee after detailed discussions and deliberations passed the following resolution.



Resolution:


“Further It was resolved that, M/s. Reidius Technology, Multan may be selected amounting to Rs. 577,610.00 (Five Hundred Seventy Seven Thousand Six Hundred Ten Only), since it fulfills the required criteria as set-forth in tender document. Further, it was resolved that, M/s. The Player's, Hyderabad and M/s. The World Wide Scientific, Karachi is rejected by the university purchase committee due to old and outdated model”. Committee recommended that M/s. Reidius Technology, Multan may be issued the purchase order and sanction order as tabulated above.

The received call deposits/Earnest money from different firms may be refunded except the lowest / highest bidders”.

The meeting ended with the vote of thanks from and to the chair.



Prof. Dr. Akeel Ahmed Memon
Department of Animal Breeding & Genetics
Chairman




Prof. Aijaz Hussain Soomro
Principal Investigator, SHEC-Project
Co-Opt Member



Mr. Inam Hussain Unar
Scientific Officer
(A.R.LTandojam) Member

on/leave

Dr. Muhammad Yaqoob Koondhar
Assistant Professor, ITC
Member




Mr. Fawaz Ashraf
Purchase & Store Officer
Member

Director Finance
In Ward 4235
Dated 27/11/22
SAU, Tandojam

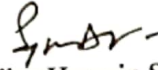
BIDDERS QUALIFICATION REPORT / ELIGIBILITY CRITERIA TENDER FOR PROCUREMENT OF RESEARCH EQUIPMENT FOR PRINCIPAL INVESTIGATOR, RESEARCH PROJECT UNDER SRSP "IMPACT OF AFLATOXIN DETOXIFICATION METHOD ON SELECTED RICE VARIETIES" FOR INSTITUTE OF FOOD SCIENCES AND TECHNOLOGY, SINDH AGRICULTURE UNIVERSITY, TANDOJAM

Sr: No:	ELIGIBILITY CRITERIA	M/s. The Player's		M/s. Reidius Technology, Multan		M/s. The World Wide Scientific, Karachi	
		Yes	No	Yes	No	Yes	No
01.	Tender Fees recived as per requirement?	Yes		Yes		Yes	
02.	The Call deposits / Earnest money 2%	Yes		Yes		Yes	
03.	The company must be registered with Income Department (Valid NTN Certificate, copies must be attached).	Yes		Yes		Yes	
04.	The company must be registered Sales Tax Department (Valid STRN Certificate, copies must be attached).	Yes		Yes		Yes	
05.	Annual turn-over for last three (03) years (minimum 01 million) (Copies of Bank Statement must be attached).	Yes		Yes		Yes	
06.	The company must have 5 years + experience of similar projects. (POs must be attached)	2 Year		Yes		Yes	
07.	Minimum three (03) years income & sales tax return (Copies must be enclosed).	Yes		Yes		Yes	
08.	Authorization letter from Manufacturer (Copy must be attached as per provided sample).	Yes		Yes		Yes	
09.	The bidder will have to attach the Catalogue/Profile/vid clip demo of the item which he wishes to supply.	Yes		Yes		Yes	
10.	The laboratory Equipment supplied must accompany a written Agreement / legal Bond by the supplier, to replace, repair and maintain during the warranty period by the participating firm.	Yes		Yes		Yes	
11.	The participating firms are to provide the sole distributors/ Suppliers Certificate for the laboratory Equipment, in the country as may be applicable.	Yes		Yes		Yes	
12.	Bidder must submit the list of places / Institutes with the date of installation where your firm has installed /supplied the quoted Laboratory Equipment.	Yes		Yes		Yes	
13.	The bidders should submit affidavit to the effect all the documents, particulars & information furnished are true & correct	Yes		Yes		Yes	
<i>Disqualified/ Qualified</i>		<i>Disqualified</i>		<i>Qualified</i>		<i>Qualified</i>	






Prof. Dr. Akeel Ahmed Memon
Department of Animal Breeding & Genetics
Chairman




Prof. Aijaz Hussain Soomro
Principal Investigator, SHEC-Project
Co-Opt Member

On Leave

Dr. Muhammad Yaqoob Koondhar
Assistant Professor, ITC
Member



Mr. Inam Hussain Unar
Scientific Officer
(A.R.I Tandojam) Member




Mr. Fawaz Ashraf
Purchase & Store Officer
Member

**TECHNICAL EVALUATION REPORT TENDER FOR PROCUREMENT OF RESEARCH EQUIPMENT FOR PRINCIPAL INVESTIGATOR, RESEARCH PROJECT UNDER SRSP
"IMPACT OF AFLATOXIN DETOXIFICATION METHOD ON SELECTED RICE VARIETIES" FOR INSTITUTE OF FOOD SCIENCES AND TECHNOLOGY, SINDH
AGRICULTURE UNIVERSITY, TANDOJAM**


Sr.No.	Description	M/s. The Player's		M/s. Reidius Technology, Multan		M/s. The World Wide Scientific, Karachi		Remarks
		Yes	No	Yes	No	Yes	No	
1	<p>Compound Biological Trinocular Digital Microscope with HDMI Camera and LCD</p> <p>Unnique aspheric illumination system, provide bright and comfortable lighting. Excellent optical system, outstanding image quality with high resolution and definition. Comfortable operating with ergonomic design. Various colorful matching looking can provide lively environment and happy mood. Back handle and observing hole convenient for carry and operation, Infinite Optical System, Seidentopf Trinocular Viewing Head, Inclined at 30°, 360° Rotatable, Interpupillary 48-75mm, Light Distribution: 20:80 (eyepiece: trinocular tube), Eyepiece WF10×/20mm, Infinite Achromatic Objective E-Plan 4×, 10×, 40× (S), 100× (Oil) (S) Nosepiece Mechanical Stage, Size: 145×140mm, Cross Travel 76×52mm, Scale 0.1mm, Two Slide Holder, Abbe Condenser NA1.25 with Iris Diaphragm, Illumination 3W LED Illumination Systems, Brightness Adjustable, Backward Quadruple Nosepiece Focusing Coaxial Coarse & Fine Focusing knobs, Travel Range: 26mm, Scale:2um, Stage Double Layers, HDMI Camera Image Sensor CMOS, Sensor Size 1/2.5", Video Resolution 1920 × 1080, Image Resolution 2592 × 1944, Frame Rate 1920 × 1080 15fps via USB2.0, 1920 × 1080 15fps via HDMI, Data Record SD Card (4G) Video Record 1080p 15fps @ SD Card, 1080p 15fps @ PC, Scan Mode Progressive, Display Type IPS-Pro, Brightness 320cd/m2, Static Contrast Ratio 1000:1, Input 1*HDMI Port, high performance and highly cost-effective, super reliable HD LCD camera which combines an full HD camera and a retina HD LCD screen. With the built-in software, the HD LCD and Digital Camera for LB-1270 can be controlled by a mouse to take pictures, take videos and save to SD card. Control camera with mouse from USB port, no shaking. 11.6" retina HD LCD Screen, high definition and high quality color reproduction. 5.0MP still image capture and 1080P Video Recording. Save image and video to SD card. Electronic Shutter Electronic Rolling Shutter, A/D conversion 8 bit, Color Depth 24bit Sensitivity 510mV Dynamic Range 60dB S/N ratio 40.5dB Exposure time 0.001 sec ~ 10.0 sec Exposure Auto/Manual White balance Auto Settings Gain, Gamma, Saturation, Contrast Output model 1 USB2.0 Output model 2 HDMI System Compatible Windows(32 and 64-bit), MAC OSX Optical port C- Mount Power Supply DC 12V /2A, Screen Size 11.6 inch Aspect Ratio 16:09 Display Resolution 1920 × 1080, Also can be connected to PC and take picture, take video, do measurement and analyze images by PC Software Standard C-mount Interface for different microscopes.</p>		No	Yes		Yes		<p><u>Awarded M/s. Reidius Technology, Multan</u> where as 1st Lowest M/s. The Player's not as per technical requirement and 3rd Highest M/s. The World Wide Scientific, Karachi quoted high cost. Therefore, They are disqualified as per criteria /cost mentioned.</p>
	<i>Preferably made in</i>		China		USA		OPTO-EDU (China)	
	<i>Qualified/Disqualified</i>		Disqualified		Qualified		Qualified	



Prof. Dr. Akeel Ahmed Memon
Department of Animal Reproduction
Chairman




Mr. Inam Hussain Unar
Scientific Officer
(A.R.I Tandojam) Member



Prof. Aijaz Hussain Soomro
Principal Investigator, SHEC-Project
Co- Opt Member

on Leave
Dr. Muhammad Yaqoob Koondhar
Assistant Professor, ITC
Member



Mr. Fawaz Ashraf
Purchase & Store Officer
Member

MEETING OF THE UNIVERSITY PURCHASE COMMITTEE FOR THE OPENING OF SEALED TENDER FOR PROCUREMENT OF RESEARCH EQUIPMENT FOR PRINCIPAL INVESTIGATOR, RESEARCH PROJECT UNDER SRSP "IMPACT OF AFLATOXIN DETOXIFICATION METHOD ON SELECTED RICE VARIETIES" FOR INSTITUTE OF FOOD SCIENCES AND TECHNOLOGY, SINDH AGRICULTURE UNIVERSITY, TANDOJAM, HELD ON 26.10.2023 AT 12.30 P.M IN THE OFFICE OF THE CHAIRMAN, UNIVERSITY PURCHASE COMMITTEE, SINDH AGRICULTURE UNIVERSITY, TANDOJAM.

ATTENDANCE SHEET

NAME AND DESIGNATION

SIGNATURE

1. Prof. Dr. Akeel Ahmed Memon
Department of Animal Reproduction
Reproduction & Genetics.
Chairman
2. Prof. Aijaz Hussain Soomro
Principal Investigator, SHEC-Project
✓ Co-opted Member
3. Mr. Inam Hussain Unar
Scientific Officer
(A.R.I Tandojam)
Member
4. Dr. Muhammad Yaqoob Koondhar
Assistant Professor, ITC
Member
on leave
5. Mr. Fawaz Ashraf
Purchase & Store Officer
Member

26/10/23

Following firms are participated in the tenders.

Sr No	Name of the Firm	Mobile No#	Security Deposit		Amount	Signature
			Number	Date		
01.	M/s. The Player's	03022526850	09871604	25-10-23	12000/=	
02.	M/s. The World Wide Scientific, Karachi	03013525394	25627942	23-10-23	12000/=	
03.	M/s. Reidius Technology, Multan	03126337605	26309583	23-10-23	12000/=	